Vadehavets mikroskopiske liv
DYREPLANKTON



Ciliater
10–400 µm

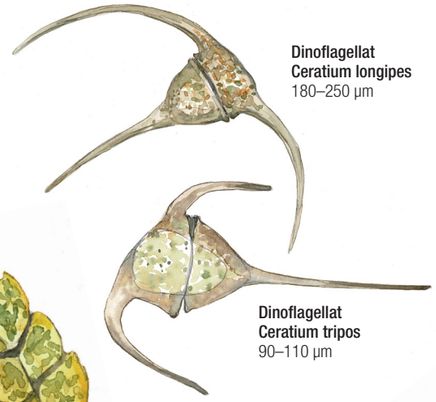

Dinoflagellat
Ceratium longipes
180–250 µm

Dinoflagellat
Ceratium tripos
90–110 µm

Dinoflagellat
Gymnodinium
12–160 µm

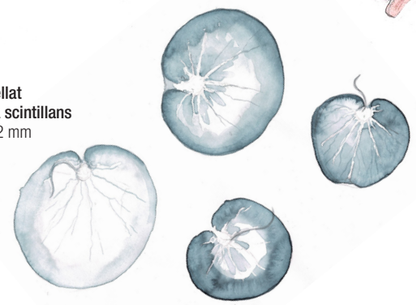

Dinoflagellat
Noctiluca scintillans
200 µm–2 mm



Goplelarve
Almindelig vandmand, brandmand, kompasgople og lungegople
Ephyra 1 mm -> voksen 50 cm

Stikkelsbærgople/
Pleurobrachia
15–25 mm

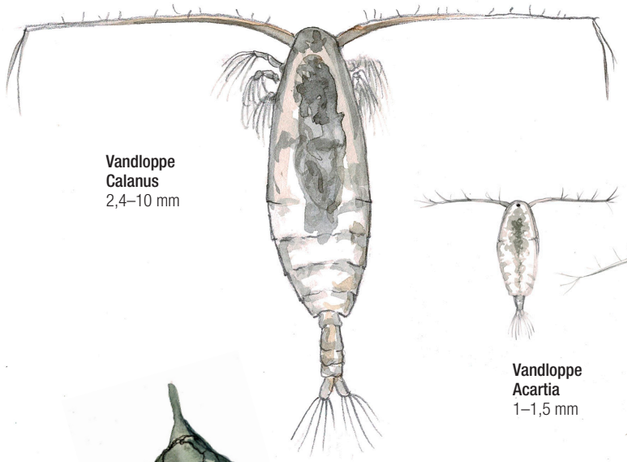

Vandloppe
Calanus
2,4–10 mm

Vandloppe
Acartia
1–1,5 mm

Vandloppe
Oithona
400 µm–1,2 mm

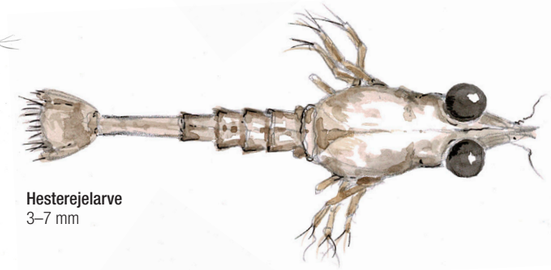

Hesterejelarve
3–7 mm

Gople
Sarsia tubulosa
10–15 mm

Børsteormlarve
400 µm–2 mm

Søstjernelarve
1,5–1,6 mm

Hjuldyr
100–200 µm

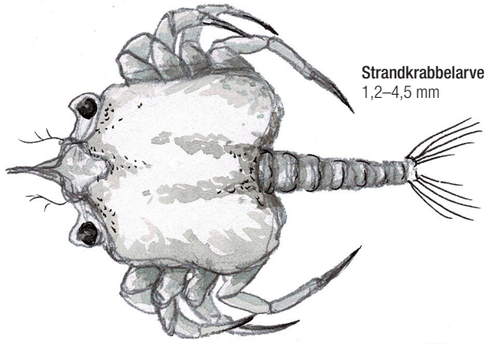

Strandkrabbelarve
1,2–4,5 mm

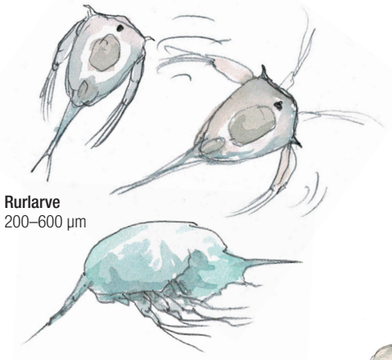

Rurlarve
200–600 µm

Muslingelarve
100–500 µm

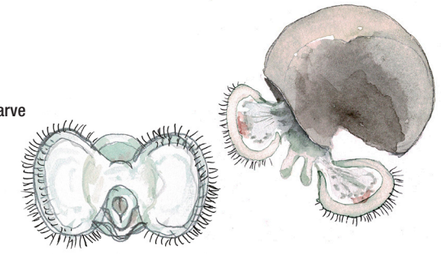

Strandsnegllarve
180–360 µm

1000 mikrometer (µm) = 1 millimeter. Den lillebitte måleenhed mikrometer – forkortet µm – kan være svær at forstå. Derfor har vi nedenfor forstørret 1 mm, så du kan danne dig et indtryk af, hvor småt det mikroskopiske liv i virkeligheden er.

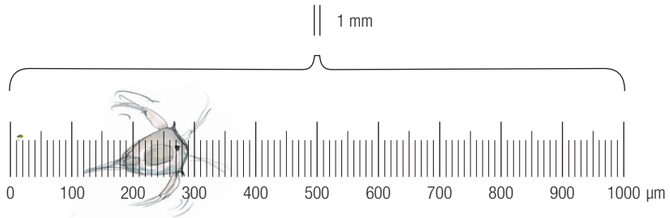

mitvadehav

VADEHAVET VERDENSARV

NATIONALPARK VADEHAVET